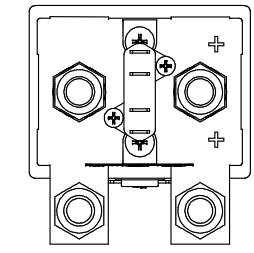
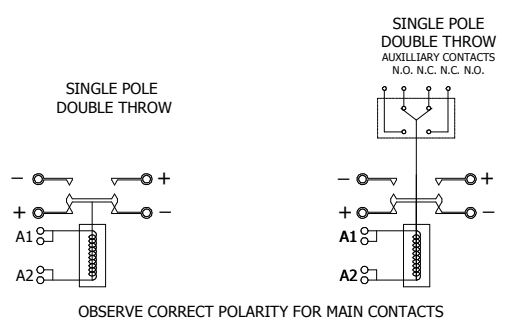
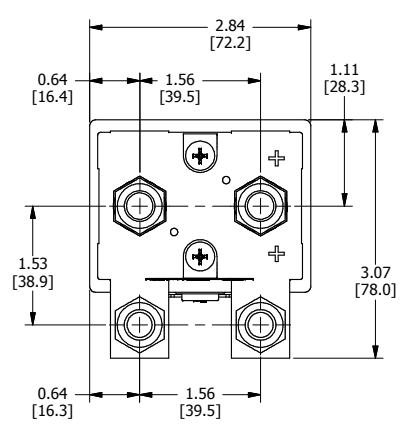


8 7 6 5 4 3 2 1



JCC46 SERIES

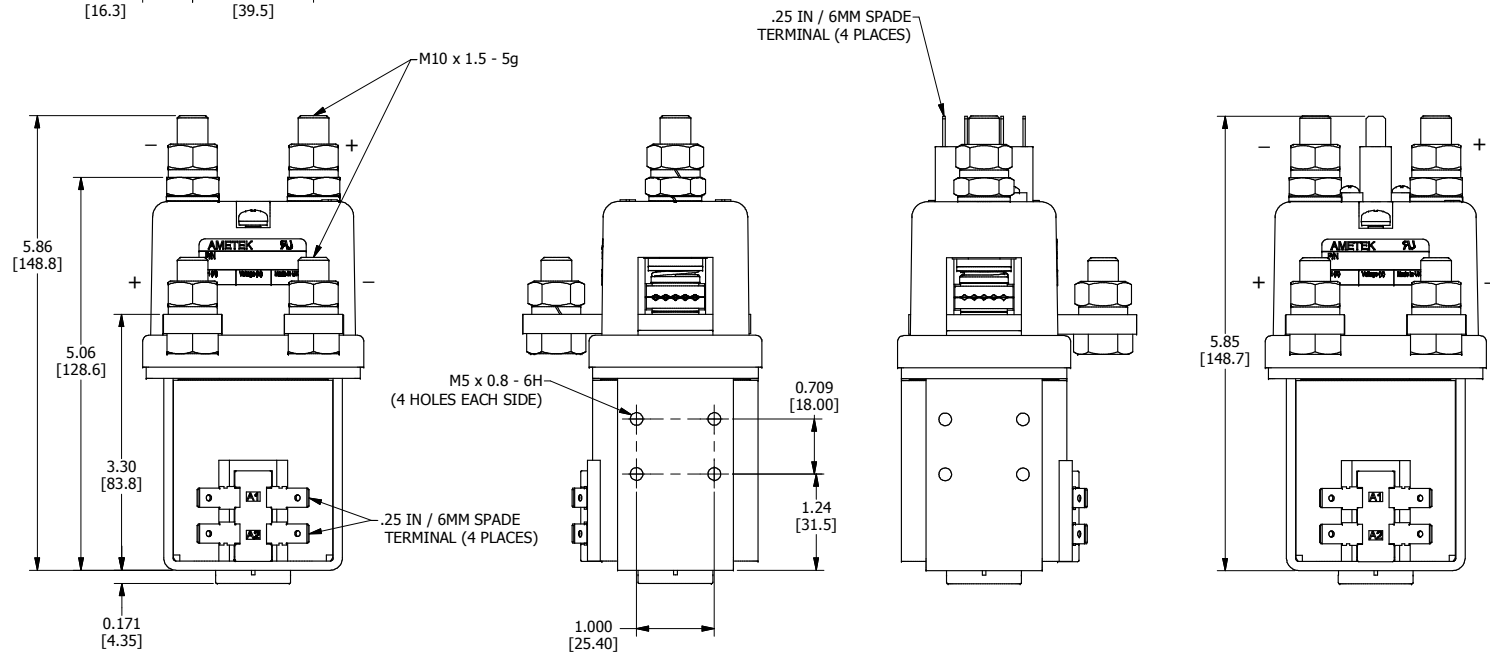
CONTACT CONFIGURATION: SPDT

MAIN CONTACT DATA
 I THERMAL, I_{th}: 400 AMPS
 RESISTIVE LOAD: 400 AMPS @ 60 VDC MAX
 OVERLOAD: 600 AMPS PER UL 508
 CONTACT VOLTAGE DROP: <40 mV TYPICAL
 MATERIAL: AgSnO₂

COIL DATA
 COIL VOLTAGES: 12 - 340 VDC
 COIL TYPES:
 CONTINUOUS DUTY
 INTERMITTENT DUTY
 PRLONGED DUTY
 HIGH POWER INTERMITENT DUTY

OPTIONS
 AUXILIARY CONTACTS
 5 AMPS, 250VAC/28VDC
 FORM Z SPDT-DB
 MAGNETIC BLOWOUTS
 ENCLOSED HOUSING
 MOUNTING BRACKETS
 SERATED CONTACTS
 COIL SUPPRESSION
 FLYING LEADS
 ACV COIL W/ RECTIFIER

TEMPERATURE: -20°C TO +50°C
 MECHANICAL LIFE: >3 X 10⁶
 IP CODE: IP31 PER IEC 60529
 APPROXIMATE WEIGHT: 1.49 kg [3.30 lbs]
 RoHS COMPLIANT
 TELECOM UL FILE: E161810
 RECOMMENDED TORQUE, M10: 124 In-Lb [14.0 Nm] MAX.
 RECOMMENDED TORQUE, M5: 15 In-Lb [1.7 Nm] MAX.



CHANGE RECORD		UNLESS OTHERWISE SPECIFIED: DIMENSIONS ARE IN INCHES (MILLIMETERS). TOLERANCES FOLLOW UNLESS OTHERWISE INDICATED TO RECOGNIZED DIMENSIONS.		Unless this drawing is being viewed from the file server of Ametek/Prestolite Power and Switch, it is UNCONTROLLED DOCUMENT. DESTROY ALL COPIES AFTER INITIAL USE!	
E.C. NO.	DATE	REV. NO.	REV. DATE	FINISH CODE PER	APPROVED BY
		08-03-2010	JCC46 SERIES		
PROJECT	NO.	ANGLE	± 0.5°	TITLE	
				CONTACTOR, SPDT	
DECIMAL INCH	METRIC	DESCRIPTIVE DATA			
0.1 ± 0.06	0.1 ± 1.5	REVISION	DRAWN	DATE	SHEET
0.01 ± 0.03	0.01 ± 0.8			08-03-2010	3 of 5
0.001 ± 0.005	0.001 ± 0.125	CHECKED	APPROVED	RECORDS	
DO NOT SCALE DRAWING					

CONFIDENTIAL: This drawing, including all information contained herein, is the exclusive and confidential property of Ametek/Prestolite Power and Switch, of Troy, Ohio, 45373. This drawing is not to be copied, reprinted, delivered or disclosed to others in whole or in part, except with express written permission.

AMETEK PRESTOLITE SWITCH TROY, OHIO 45373, U.S.A.

DWG. NO. JCC46 SERIES

8 7 6 5 4 3 2 1